



SMART



SMART Classes



SMART

SMART *Classes*

5th June

19th June

3rd July

17th July





SMART

Sailing Mentorship And Race Training

Introductions

Ken Christensen

Senior Member

Owner MyHappyPlace .

Very experienced Yacht Racer
(first race at aged 5)

Skipper, Tactician and General-all-
hands

Off the beach to 100ft Maxi's
One design racing fanatic (TP52's
Etchells, Far 40's, Sydney 38's, lasers)
Airlie Beach Race Weeks
Hamilton Island Race Weeks
Melb – Hobart West Coaster
Sydney – Hobarts
Coastal Races - East Coast Australia
Port Lincoln Race Week
Atlantic Crossing (no starting line)

Agenda

Nailing the start!





SMART

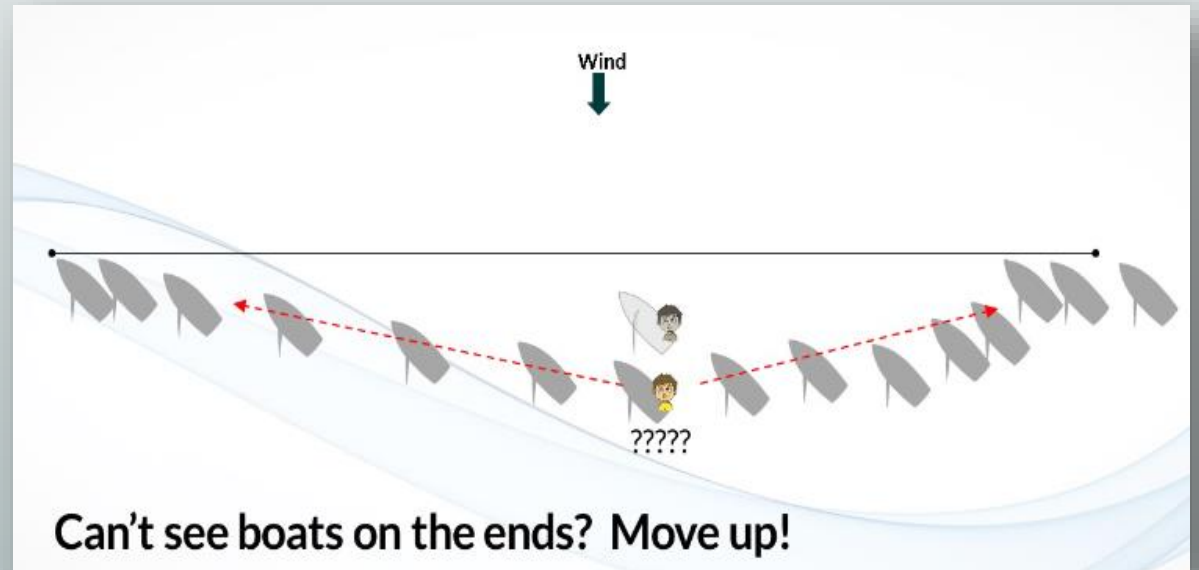
Before the start sequence

- In the Pen
 - Check Weather – BOM and Predict Wind apps
 - Fully rig boat – don't leave it to do on the way to start
- Leave plenty of time to go for a pre-sail
 - Hoist the kite / spinnaker set
 - Make sure everything works
 - Make sure crew know their positions / what to do
 - Know your course / race instructions
- Don't rely on sound signals – look at flags



Before the race sequence

- Don't sail too far away from the start
- Check wind angles from each mark
- Line up start with shore (to avoid line sag)
- Choose an end
- If possible check angles between marks

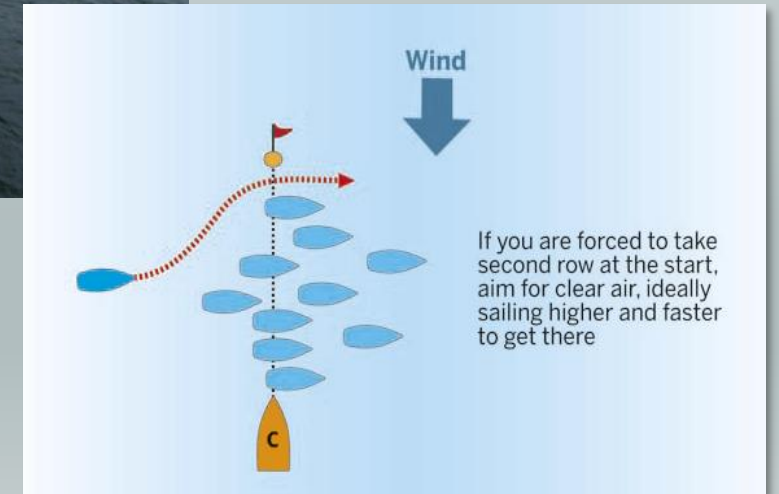
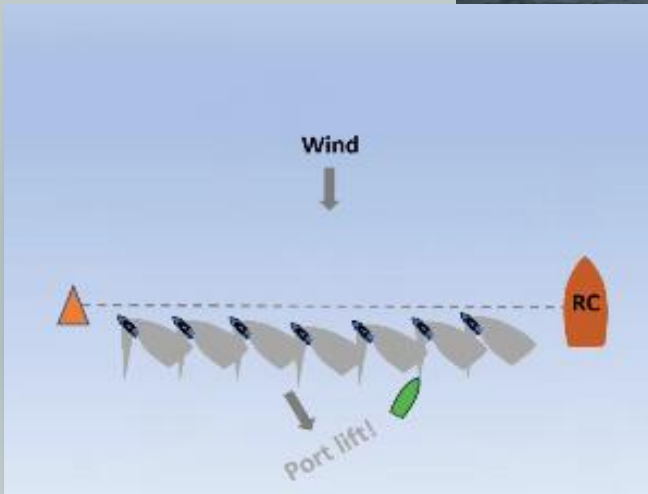


Finding your spot on the line

- Slower boat – find a big boat and stay close – big boats sail faster and will soon give you clear wind.



Your choice, take the front row or slow row



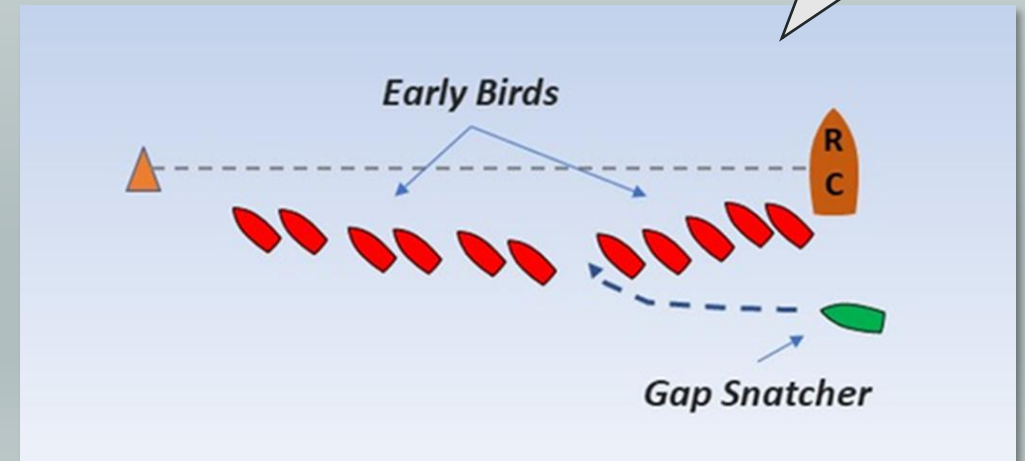
Tips and tricks

Momentum and speed build



Using too much space to leeward to build speed will see you drop onto the boat to leeward

But watch the Gap Snatcher





SMART

Thank You Happy Racing

Ken Skov-Christensen

