



# The George Mac Regatta

## Supplementary Sailing Instructions



### 1 Schedule of Racing

Friday	09:00 – 19:00	Boats may be dropped off
Saturday	10:00 – 12:00	Onsite Registration
	12:00	Onsite competitor briefing
	13:30	Up to 4 races back to back
Sunday	11:00	Up to 4 races back to back
	1 hour post racing	Presentation in Members bar

### 2 Location of Race Office and Flagpole

- 2.1 The Race Office is located in the RBYC Sailing Office.
- 2.2 Signals ashore will be displayed on the flagpole in the RBYC rigging yard.
- 2.3 When flag AP is displayed ashore, '1 minute' is replaced with 'not less than 30 minutes'.

### 3 Class Flag

- 3.1 See Appendix A

### 4 Marks

See Appendix A.

### 5 The Start

- 5.1 The start will be between a staff displaying an orange flag on the Committee Vessel and the starting mark as designated in Appendix A.
- 5.2 A boat starting later than 4 minutes after her starting signal will be scored Did Not Start without a hearing. This changes rule A4.

### 6 The Finish

The finishing line will be between a staff displaying a blue flag on the Committee Vessel and the finishing mark as designated in Appendix A.

### 7 Time Limits

- 7.1 The time limit for the first boat to start, sail the course and finish is 50 minutes.
- 7.2 The time limit for boats to finish after the first boat sails the course and finishes is 10 minutes.

### 8 Courses

See Appendix A.

### 9 Safety Regulations:

- 9.1 For each race session each boat intending to race shall "sign on" via mobile phone before departing the beach and shall "sign off" via mobile phone upon their return after racing.
- 9.2 Failure to sign on prior to racing or off prior to protest cut-off time will result in a 3- point penalty for the first race of the day. This changes RRS A4.
- 9.3 Competitors will receive a text message Saturday morning with a link to the signon app.

### 10 Replacement of Crew or Equipment:

- 10.1 Substitution of helmsperson will not be allowed.
- 10.2 Substitution of damaged or lost equipment will not be allowed unless authorised by the race committee. Requests for substitution shall be made to the committee at the first reasonable opportunity.

## Appendix A






All marks are to be left to port with the exception of gate marks.

Gate marks are required to pass between them on the downwind leg.

The course to be sailed will be displayed on the course board on the rear of the start boat.

It is anticipated that Aero's and Lasers will sail Inner/Outer trapezoids and RS100 & 2.4mR will sail windward/leeward courses.

## Classes & Class Flags

Class	Class Flag	
Aero 5 & 9	Numeral pennant 1	
Aero 6 & 7	Numeral pennant 2	
Laser	Numeral pennant 3	
RS100	Numeral pennant 4	
2.4mR	Numeral pennant 5	

## Description of Marks

Start mark	Yellow inflatable
Finish marks	Black and white chequered
Mark 1 – 2.4m	Pink inflatable
Mark 1 – All other classes	Orange inflatable
Marks 2 & 3P/S	Yellow inflatable
Mark 4P/S	Orange inflatable

## Course

I2	Start – 1 – 4P/S – 1 – 2 – 3P – Finish
I3	Start – 1 – 4P/S – 1 – 4P/S – 1 – 2 – 3P – Finish
O2	Start – 1 – 2 – 3P/S – 2 – 3P – Finish
O3	Start – 1 – 2 – 3P/S – 2 – 3P/S – 2 – 3P – Finish
LR2	Start – 1 – 4P/S – 1 – Finish2
LR3	Start – 1 – 4P/S – 1 – 4P/S – 1 – Finish2

