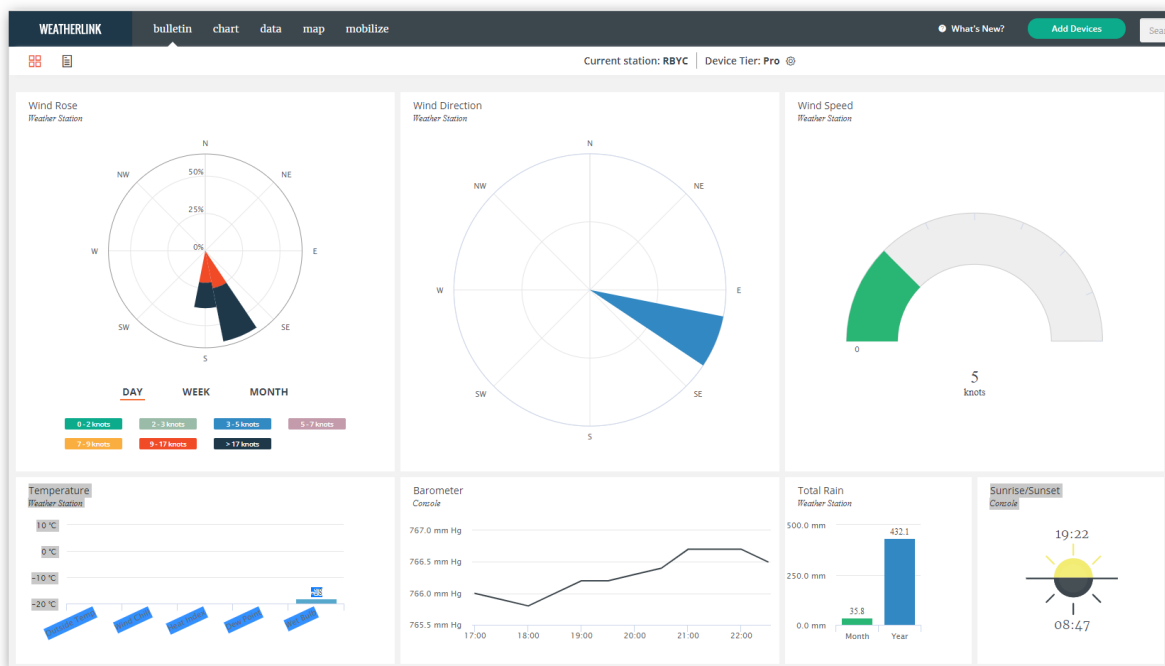




Weather Link Application on RBYC Tower

We recognise how important having the current weather can be for our Sailors and have some instructions below to enable you to view the RBYC's towers weather on your mobile, tablet or PC.



<https://www.weatherlink.com/bulletin/b53d9386-a6f1-448a-892d-6a4949ae0f28>

Steps.

1. Using a web browser you'll first need to create a personal account on [weatherlink.com](https://www.weatherlink.com) (Computer is easiest)



Weather Link Application on RBYC Tower

2. Click on the link above and the following screen will appear then hit the

Username

Password

Keep me logged in

[Forgot username or password?](#)

[Log In](#)

Don't have an account? [Sign Up](#)

<https://www.weatherlink.com/>

Sign Up link shown.

3. Enter in your details per following example.

SIGN UP

View real time data from hundreds of thousands of public air quality and weather stations.

Please enter your email, username and first and last name to continue.

Email:

Username:

First Name:

Last Name:

Sign up for product announcements and the Weatherinsider Newsletter

[Next](#)

Have an account? [Log In](#)

<https://www.weatherlink.com/usr/registration>



Weather Link Application on RBYC Tower

4. Hit **Next** and add a password and complete the **eCaptcha** challenge.


Back

.....

.....

Keep me logged in

By creating an account, you agree to the Davis Instruments [Terms of Service](#) and [Privacy Policy](#)


✓ I'm not a robot 

reCAPTCHA
Privacy · Terms

Next

<https://www.weatherlink.com/usr/registration>

5. Then you can hit the **Next** button
6. Add an image for your account if you wish,
or simply hit **Create Account**



PROFILE IMAGE

Only image files (JPG, GIF, PNG) are allowed.

Browse

Create Account

<https://www.weatherlink.com/usr/registration>



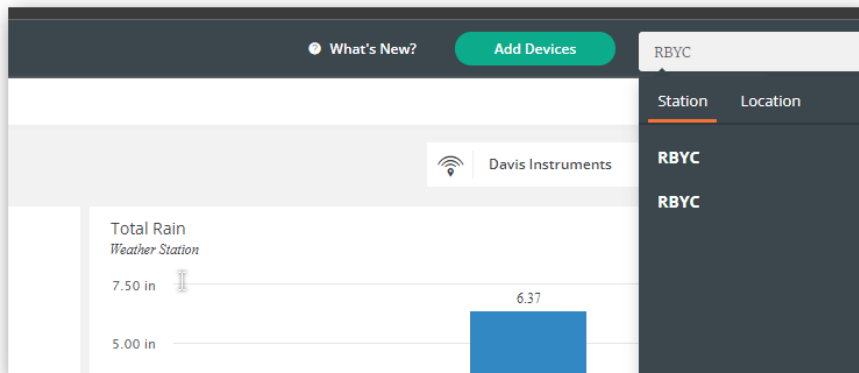
Weather Link Application on RBYC Tower

7. Almost there select Get Started link under BASIC \$0/Month.

	BASIC \$0/Month	PRO 1 year Plan \$3.95/Month Per Device	PRO 3 year Plan Save 15% \$3.35/Month Per Device	PRO_PLUS 1 year Plan \$8.95/Month Per Device	PRO_PLUS 3 year Plan Save 15% \$7.65/Month Per Device	CUSTOM
Current Conditions	✓	✓	✓	✓	✓	✓
Historical Data	✗	✓	✓	✓	✓	✓
Bulletin	✓	✓	✓	✓	✓	✓
Map	✓	✓	✓	✓	✓	✓
Chart	✗	✓	✓	✓	✓	✓
Data	✗	✓	✓	✓	✓	✓
Mobilize	✗	✓	✓	✓	✓	✓
IPM	✗	✗	✗	✓	✓	CUSTOM
Pro Shares	0	6	6	10	10	CUSTOM
3rd Party Intervals	15 Minutes	5 Minutes	5 Minutes	Up to 1 minute	Up to 1 minute	Up to 1 minute

<https://www.weatherlink.com/accountSubscription#subscriptionIntro>

8. You are now in and need to search for RBYC in the top right hand search box.



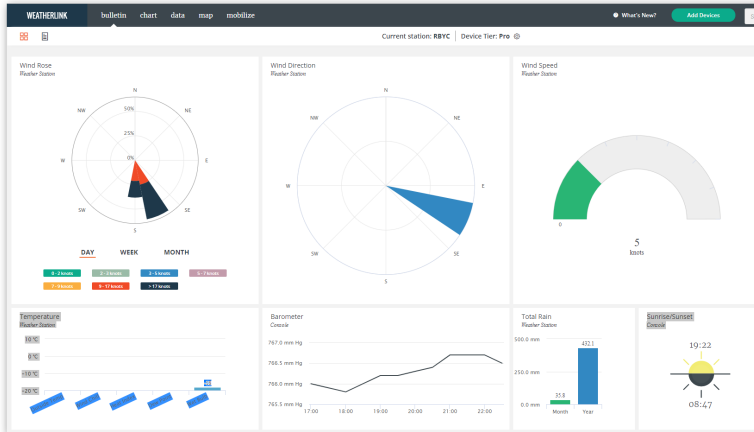
<https://www.weatherlink.com/bulletin>

Your screen should look like this. Well done you have access to the Davis Weather



Weather Link Application on RBYC Tower

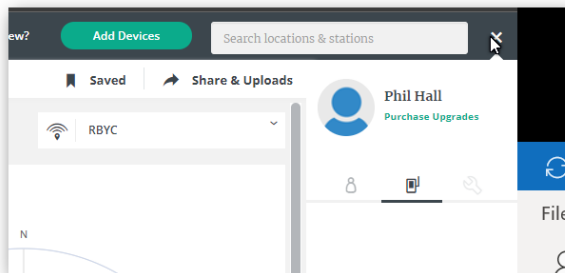
station details on the RBYC Tower.



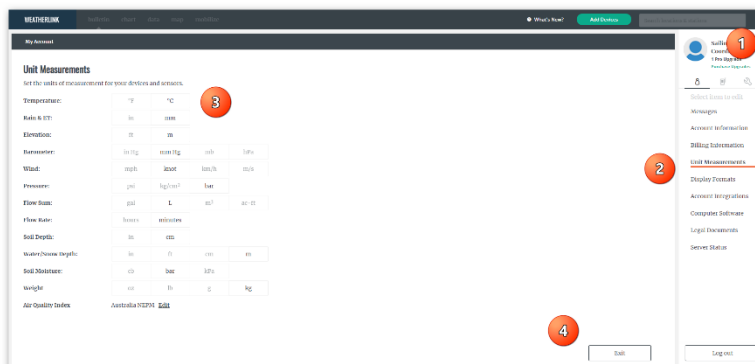
9. Before we install the application on your phone save RBYC using the Save/Saved toggle button




shown below.



10. Now to ensure you have nautical settings link Knots etc you need to configure your settings on the PC version.

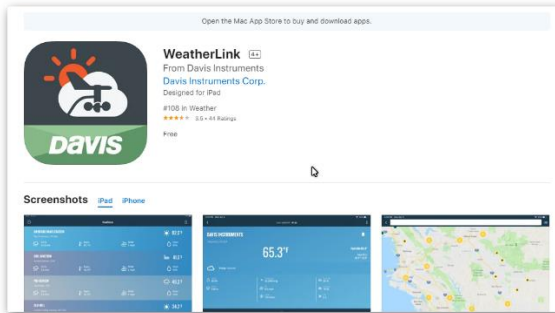


1. Select  to bring up the configuration Menu.
2. Select **Unit Measurements**
3. Choose your desired unit measurements.
4. Finally **EXIT** to return to main screen




Weather Link Application on RBYC Tower

11. Ok there are is a mobile application version for [Apple iPhones](#)



<https://apps.apple.com/us/app/weatherlink/id1304504554>

[Andriod Mobiles.](#)



https://play.google.com/store/apps/details?id=com.davisinstruments.weatherlink&hl=en_AU&gl=US

If you have any questions please drop by the Sailing Office. Happy Sailing,
Chad Humphrey Sailing Coordinator

Royal Brighton Yacht Club
Mobile 0418 966 587 Email sailing@rbyc.org.au
www.rbyc.org.au

