



Sailing Season 2021 - 2022

Keelboats, Etchells, Dragons, 2.4mR, VX Ones

Sailing Instructions

Issued October 28th, 2021

The Organising Authority is the Royal Brighton Yacht Club Inc (RBYC)

1. RULES

The races will be governed by the rules as defined in *The Racing Rules of Sailing (RRS)*.

2. CHANGES TO SAILING INSTRUCTIONS

Any change to the Sailing Instructions will be posted not less than two hours before it will take effect, except that any change to the schedule of races will be posted by 1800 hours on the day before it will take effect.

3. COMMUNICATIONS WITH COMPETITORS

Notices to competitors will be posted on the official notice board located in the Members' Bar at RBYC and on the RBYC website. (rbyc.org.au/onb)

4. SIGNALS MADE ASHORE

- 4.1. Signals made ashore will be displayed on the flag mast situated on the western perimeter of the RBYC property. Repeats of these signals may be displayed on flag masts located at the Race Control Tower or the Hard Stand Area on the Middle Brighton Pier.
- 4.2. When flag AP is displayed ashore, '1 minute' is replaced with 'not less than 30 minutes' in the race signal AP.

5. SCHEDULE OF RACES

The Schedule of Races will be published in the RBYC Sailing Program.

6. CLASS FLAGS

Class flags will be designated in the RBYC Sailing Program.

7. RACING AREAS

Racing will be on the waters of Port Phillip. See Appendix E.

8. THE COURSES

- 8.1. Courses designated Course "C" in the RBYC Sailing Program will be as described in Appendix A - Centre Courses, with a Centre Course Start and Centre Course Finish.
- 8.2. Courses designated Course "C/T" in the RBYC Sailing Program will be as described in Appendix B - Centre/Tower Courses with a Centre Course Start and a Tower Finish.
- 8.3. Courses designated Course "T" in the RBYC Sailing Program will be as described in Appendix C - Tower Courses with a Tower Start and Tower Finish.
- 8.4. Courses designated Course "E" in the RBYC Sailing Program will be as described in Appendix D – Twilight Courses with a Tower Start and Tower Finish.
- 8.5. The Race Committee shall designate the course to be sailed before or at the warning signal for the class by displaying a Numeral Pennant(s) corresponding to the Course number.
- 8.6. The Committee Vessel may display the approximate compass bearing of the first leg.

9. MARKS

- 9.1. Laid Marks are described in Appendices A, B & C.
- 9.2. RBYC Fixed Marks are described as follows:

Mark	Colour	Approximate Position
1	Yellow	37° 55'.63 S 144° 58'.24 E
2	Yellow	37° 55'.40 S 144° 57'.37 E
3	Yellow	37° 54'.46 S 144° 57'.16 E
4	Yellow	37° 53'.61 S 144° 57'.08 E
5	Yellow	37° 53'.81 S 144° 58'.46 E
6	Yellow	37° 54'.35 S 144° 58'.53 E

- 9.3. Other Fixed Marks are described as follows:

Mark	Type	Approximate Position
R2	Recreation Mark	37° 54' 54S 144° 56'.30E
R3	Recreation Mark	37° 53'.26S 144° 56'.30E
R4	Recreation Mark	37° 50.70'S 144° 55.36 E
SG	Spoil Ground Mark	37° 59'.05S 144° 53'.00E
OA	Outer Anchorage	37° 56'.54S 144° 51'.30E
P2	Pipeline 2	37° 55'.25S 144° 53'.10E
P3	Pipeline 3	37° 53'.38S 144° 52'.80E

Note the above positions are shown on the current Australian Charts AUS 143, 154 and 155 or as modified in the Notices to Mariners issued by the Port of Melbourne.

10.TWILIGHT PURSUIT RACES DESIGNATED NO EXTRAS

Twilight Pursuit Races are designated 'No Extras' races. Boats shall use only a mainsail and one headsail at a time. The headsail shall be fully hanked, or attached by means of a luff groove device, to the forestay. Headsails may be poled out. This changes RRS 55

11.AREAS THAT ARE OBSTRUCTIONS

The following area is designated as an obstruction:

DANGER - BONNET ROCK
Bonnet Rock is marked by an unlit starboard beacon located at 37° 54' .82 S 144°58' .81 E and is surrounded by VERY SHALLOW WATER. This pile shall be passed on the seaward side

12.THE START

12.1. Centre Course Start

Between a staff displaying an orange flag on the Committee Vessel at the starboard end and the port-end starting mark.

12.2. Tower Start

The starting line will be between the black vertical line displayed on the western side of the Race Control Tower and the starting mark (RBYC 6).

12.3. When a race is designated "Pursuit" in the RBYC Sailing Program, boats will be allocated a start time in minutes after the starting signal. A display may count up each minute after the starting signal. Boats start time will be when the numeral matching their starting time (minutes after the start) appears on the display.

12.4. A crowding mark may be laid off the breakwater. When laid, this mark shall be considered an extension of the Race Control Tower.

12.5. Boats racing in Pursuit Races shall not cross the start line between the Warning Signal and one (1) minute prior to their start time. Boats that fail to comply may be scored DNS without a hearing. This changes RRS A4, 30 & 35.

12.6. A boat starting later than 5 minutes after her starting signal will be scored DNS without a hearing. This changes rule A4, 30 & 35.

13.RECALLS

Individual recalls will be signalled in accordance with RRS 29.1 except for Pursuit Races, where Flag 'X' will remain displayed for 1 minute only. This changes RRS 29.1.

14.CHANGE OF THE NEXT LEG OF THE COURSE

To change the next leg of the course, the race committee will lay a new mark (or move the finishing line) and remove the original mark as soon as practicable. When in a subsequent change a new mark is replaced, it will be replaced by an original mark.

15.THE FINISH

15.1. Centre Course Finish

The finishing line will be between a staff displaying a blue flag on the Committee Vessel and the finishing mark off the side of the Committee Vessel as designated in Appendix A.

15.2. Tower Finish

- a) The finishing line will be between the black vertical line displayed on the western side of the Race Control Tower and the finishing mark (RBYC Mark 6).
- b) A crowding mark may be laid off the breakwater. When laid, this mark shall be considered an extension of the Race Control Tower.

16.TIME LIMITS - Keelboats

16.1. The time limits for keelboats are as follows:

Twilight Races	1 hour and 45 minutes
Brighton Keelboat Championship Races	17:30 hours
All other races	3 hours and 30 minutes

16.2. Any keelboat that has not finished within the time limit will be scored DNF without a hearing. This changes rules 35, A4 and A5.

16.3. Any keelboat that has not finished before the official time of sunset even if within other time limits will be scored DNF without a hearing. This changes rules 35, A4 and A5.

17.TIME LIMITS – One-Design Classes

17.1. The Target Time, Mark 1 Time Limit, Race Time Limit (see RRS 35), and the Finishing Window are shown in the table below.

Class	Target Time <i>minutes</i>	Mark 1 Time Limit <i>minutes</i>	Race Time Limit <i>minutes</i>	Finishing Window <i>minutes</i>
Etchells	45	25	65	25
Dragon	55	30	80	30
VX One	45	25	65	25
2.4mR	40	20	60	20

17.2. If no boat has passed the first mark within the Mark 1 Time Limit, the race will be abandoned.

17.3. The Finishing Window is the time for boats to finish after the first boat sails the course and finishes. Boats failing to finish within the Finishing Window, and not subsequently retiring, penalized or given redress, will be scored Time Limit Expired (TLE) without a hearing. A boat scored TLE shall be scored points for the finishing place one more than the points scored by the last boat that

finished within the Finishing Window. This changes RRS 35, A5.1, A5.2 and A10.

- 17.4. Failure to meet the Target Time will not be grounds for redress. This changes RRS 62.1 (a).

18. PROTESTS AND REQUESTS FOR REDRESS

- 18.1. Protest forms are available at the RBYC Sailing Office and in the RBYC Members' Bar. Protests and requests for redress or reopening shall be delivered to the RBYC Sailing Office within the appropriate time limit.
- 18.2. Protests may be delivered or emailed to sailing@rbyc.org.au.
- 18.3. The protest time limit is 120 minutes (2 hours) after the last boat has finished the last race of the day or the race committee signals no more racing today, whichever is later.
- 18.4. Notices will be posted no later than 30 minutes after the protest time limit to inform competitors of hearings in which they are parties or named as witnesses.
- 18.5. Notices of protests by the race committee or protest committee will be posted to inform boats under rule 61.1 (b).

19. EQUIPMENT AND MEASUREMENT CHECKS

A boat or equipment may be inspected at any time for compliance with the class rules and sailing instructions. On the water, a boat can be instructed by a race committee equipment inspector or measurer to proceed immediately to a designated area for inspection.

20. COMMERCIAL SHIPPING

- 20.1. Marine regulations require that boats shall avoid commercial shipping. Boats which find themselves in danger of interfering with commercial shipping may use their engine to avoid interference and will not be penalised under RRS 42 provided that:
- a) it is used only as necessary to avoid the commercial shipping in question,
 - b) no advantage is gained through its use, and
 - c) a declaration containing a complete description of the circumstances is submitted to the Race Committee within the protest time limit.

This alters RRS 42.

- 20.2. Skippers are reminded of the requirement for competing boats to keep clear of commercial shipping at all times. Boats should not cross commercial shipping channels where such crossing would interfere with the passage of commercial shipping or be so close as to cause concern for commercial shipping.
- 20.3. In accordance with section 2.19 of the Port of Melbourne Regulations, participants in the series are advised of the requirement to report any incident, hazard or obstruction, as soon as reasonably practical, to Port of Melbourne Vessel Traffic Services (VTS).

APPENDIX A - Centre Courses

All courses use RBYC temporary laid marks.

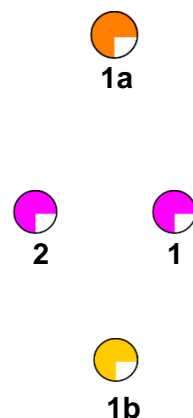
Start and Finish at Committee Vessel.

All marks are to be left to port with the exception of gate marks.

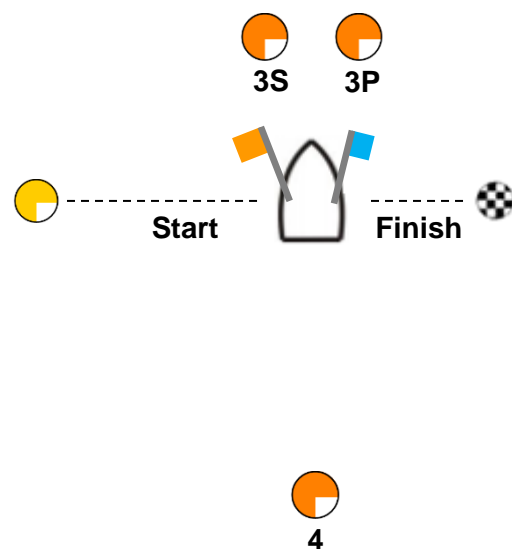
If one of the gate marks is missing boats shall round the one existing leeward mark to port.

For courses 3 & 4, the Start line and the Finish Line are obstructions except when starting or finishing.

Course	Course to be sailed
1	Start - 1 - 2 - 3p/s - 1 - 2 - Finish
2	Start - 1 - 2 - 3p/s - 1 - 2 - 3p/s - - 2 - Finish
3	Start - 1a - 4 - 1a - Finish
4	Start - 1a - 4 - 1a - 4 - 1a - Finish
5	Start - 1b - 3p/s - 1b - Finish
6	Start - 1b - 3p/s - 1b - 3p/s - 1b - Finish
7	Start - 1 - 2 - Finish
8	Start - 1a - Finish
9	Start - 1b - Finish



Mark	Description
Start	Yellow
1	Pink
1a	Orange
1b	Yellow
2	Pink
3s & 3p	Orange
4	Orange
Finish	Black/White checkered
1 Change mark	Pink & Black band
3s & 3p Change marks	Yellow
1a & 4 Change marks	Yellow with black band



APPENDIX B Centre / Tower Courses

Courses use a mixture of laid gate marks, RBYC Fixed Marks (1-6) and other racing marks: R2, R3, R4, Spoil Ground (SG), Outer Anchorage (OA), Pipelines 2 & 3 (P2, P3).

Centre Course Start from a Committee Vessel and Tower Finish.

Gate Marks will be Orange inflatables, laid approx. 1 - 2Nm to weather of the start.

Note: A line between Point Gellibrand Light and Point Gellibrand is an obstruction.

Num	Wind	Nm	Marks to	Course
21	N	11	Port	Start - Gate - R3 - R2 - 2 - 1 - 6 - 5 - R2 - 2 - 1 - Finish
22	N	12	Port	Start - Gate - R3 - R2 - 2 - 1 - 6 - 5 - R2 - 2 - 1 - Finish
23	N	15	Port	Start - Gate - R3 - R2 - 2 - 1 - 6 - 5 - R2 - 2 - 1 - 6 - 5 - 6 - 1 - Finish
24	N	16	Port	Start - Gate - R3 - R2 - 2 - 1 - 6 - 5 - R2 - 2 - 1 - 6 - 5 - R2 - 2 - 1 - Finish
25	N	17	Port	Start - Gate - R4 - R2 - 2 - 4 - R3 - R2 - 2 - 1 - Finish
26	N	21	Port	Start - Gate - R4 - R2 - 2 - 4 - R3 - R2 - 2 - 1 - 6 - 5 - 3 - 1 - Finish
27	N	21	Port	Start - 5 - R4 - SG - 1 - Finish
28	N	26	Port	Start - 5 - R4 - SG - 1 - 6 - 5 - 3 - 1 - Finish
29	NW	8	Port	Start - Gate - R3 - 1 - 3 - 1 - Finish
30	NW	10	Port	Start - Gate - 4 - R2 - 2 - 1 - 6 - 5 - 3 - 1 - Finish
31	NW	12	Port	Start - Gate - R3 - 1 - 3 - 1 - 6 - 5 - 3 - 1 - Finish
32	NW	14	Port	Start - Gate - 4 - R2 - 2 - 1 - 6 - 5 - 3 - 1 - 6 - 5 - 6 - 1 - Finish
33	NW	16	Port	Start - Gate - R4 - R2 - 2 - 1 - 3 - R2 - 2 - 1 - Finish
34	NW	20	Port	Start - Gate - R4 - R2 - 2 - 1 - 3 - R2 - 2 - 1 - 6 - 5 - 3 - 1 - Finish
35	NW	20	Port	Start - Gate - R4 - R2 - R3 - R4 - R2 - 1 - Finish
36	NW	27	Port	Start - Gate - R4 - R2 - R3 - R4 - R2 - 1 - 6 - 5 - R3 - R2 - 1 - Finish
37	W	10	Stbd	Start - Gate - R2 - 3 - R2 - 4 - 6 - R2 - 4 - 5 - Finish
38	W	10	Stbd	Start - Gate - P2 - R3 - 5 - Finish
39	W	14	Stbd	Start - Gate - R2 - 3 - R2 - 4 - 6 - R2 - 4 - 5 - 6 - R2 - 4 - 5 - Finish
40	W	16	Stbd	Start - Gate - P2 - R3 - R2 - P2 - 4 - 5 - Finish
41	W	20	Stbd	Start - Gate - P2 - R3 - 5 - 6 - 2 - P2 - R3 - 5 - Finish
42	W	21	Stbd	Start - Gate - P2 - R3 - R2 - P2 - 4 - 5 - 6 - R2 - 4 - 5 - Finish
43	SW	8	Stbd	Start - Gate - R2 - R3 - 5 - 6 - 2 - 5 - Finish
44	SW	11	Stbd	Start - Gate - R2 - R3 - 5 - 6 - 2 - 5 - 6 - 2 - 5 - Finish

APPENDIX B Centre / Tower Courses

APPENDIX B Centre / Tower Courses (cont.)

Num	Wind	Nm	Marks to	Course
45	SW	16	Stbd	Start - Gate - SG - P2 - R3 - 5 - Finish
46	SW	17	Stbd	Start - Gate - SG - P3 - R3 - 5 - Finish
47	SW	20	Stbd	Start - Gate - SG - P2 - R3 - 5 - 6 - 2 - 3 - 5 - Finish
48	SW	21	Stbd	Start - Gate - SG - P3 - R3 - 5 - 6 - 2 - 3 - 5 - Finish
49	S	10	Stbd	Start - Gate - 2 - R2 - R3 - 5 - 6 - 1 - 6 - 5 - Finish
50	S	14	Stbd	Start - Gate - 2 - R2 - R3 - 5 - 6 - 1 - 6 - 5 - 6 - 1 - 6 - 5 - Finish
51	S	17	Stbd	Start - Gate - 2 - R2 - R4 - 2 - R2 - R3 - 5 - Finish
52	S	21	Stbd	Start - Gate - 2 - R2 - R4 - 2 - R2 - R3 - 5 - 6 - 1 - 3 - 5 - Finish
53	S	23	Stbd	Start - Gate - SG - OA - R4 - R3 - R2 - 5 - Finish
54	S	28	Stbd	Start - Gate - SG - OA - R4 - R3 - R2 - 5 - 6 - 1 - 3 - 5 - Finish
55	SE	9	Stbd	Start - Gate - 1 - 2 - R3 - 4 - 6 - 3 - 4 - Finish
56	SE	13	Stbd	Start - Gate - 1 - 2 - R3 - 4 - 6 - 3 - 4 - 6 - 3 - 4 - Finish
57	SE	15	Stbd	Start - Gate - 1 - P2 - R4 - 5 - Finish
58	SE	20	Stbd	Start - Gate - 1 - P2 - R4 - 5 - 6 - 1 - 3 - 5 - Finish
59	SE	21	Stbd	Start - Gate - 1 - OA - P3 - R2 - P2 - R3 - Finish
60	SE	25	Stbd	Start - Gate - 1 - OA - P3 - R2 - P2 - R3 - 6 - R3 - Finish
61	E	9	Port	Start - Gate - R3 - R2 - 2 - 6 - 5 - 6 - 2 - Finish
62	E	11	Port	Start - Gate - 4 - R2 - 6 - 4 - R2 - Finish
63	E	13	Port	Start - Gate - R3 - R2 - 2 - 6 - 5 - 6 - 2 - 6 - 5 - 6 - 2 - Finish
64	E	15	Port	Start - Gate - 4 - R2 - 6 - 4 - R2 - 6 - 4 - R2 - Finish
65	E	15	Port	Start - Gate - P2 - 1 - R2 - 1 - Finish
66	E	18	Port	Start - Gate - P2 - 1 - R2 - 1 - 6 - R2 - 1 - Finish
67	E	20	Port	Start - Gate - 5 - R3 - P2 - 1 - R2 - P2 - 1 - Finish
68	E	26	Port	Start - Gate - 5 - R3 - P2 - 1 - R2 - P2 - 1 - 6 - 5 - R3 - R2 - Finish
69	NE	15	Port	Start - Gate - 5 - R3 - P2 - R2 - 4 - R3 - R2 - 2 - Finish
70	NE	18	Port	Start - Gate - R3 - P3 - SG - 2 - Finish
71	NE	19	Port	Start - Gate - 5 - R3 - P2 - R2 - 4 - R3 - R2 - 2 - 6 - 5 - 3 - 2 - Finish
72	NE	24	Port	Start - Gate - R3 - P3 - SG - 2 - 6 - 5 - R3 - R2 - 2 - Finish

APPENDIX B Centre / Tower Courses

APPENDIX C Tower Courses

Tower Start and Tower Finish. All courses use Fixed Marks except Westerly courses which have an additional laid Pink mark approx. 0.4Nm to the south of RBYC 6.

Num	Wind	Start Dir'n	Leave Marks to	Course
1	South	South	Stbd	Start - 1 - 3 - 5 - Finish
2	South	South	Stbd	Start - 1 - 6 - 5 - Finish
3	South	South	Stbd	Start - 1 - 3 - 5 - 6 - 1 - 6 - 5 - 6 - 1 - 3 - 5 - Finish
4	South	South	Stbd	Start - 1 - 6 - 5 - 6 - 1 - 6 - 5 - 6 - 1 - 6 - 5 - Finish
5	South	South	Stbd	Start - 1 - 2 - R2 - 4 - 5 - Finish
6	South	South	Stbd	Start - 1 - 3 - 5 - 6 - 1 - 6 - 5 - Finish
7	South	South	Stbd	Start - 1 - 4 - 5 - 6 - 2 - 5 - Finish
8	South	South	Stbd	Start - 1 - 2 - 4 - 2 - 4 - 5 - Finish
9	South	South	Stbd	Start - 1 - 2 - 5 - 6 - 1 - 6 - 5 - Finish
10	South	South	Stbd	Start - 1 - 3 - 5 - 6 - 2 - 5 - Finish
11	South	South	Stbd	Start - 1 - R2 - 5 - 2 - 5 - Finish
12	South	South	Stbd	Start - 1 - R2 - 4 - 5 - Finish
13	South	South	Stbd	Start - 1 - R2 - 4 - 5 - 6 - 5 - Finish
14	South	South	Stbd	Start - 1 - R2 - 4 - 5 - 6 - 2 - 5 - Finish
15	South	South	Stbd	Start - 1 - R3 - 5 - Finish
16	South	South	Stbd	Start - 1 - 2 - 5 - Finish
17	South	South	Stbd	Start - 2 - R3 - 5 - 6 - 1 - 6 - 5 - Finish
18	South	South	Stbd	Start - 2 - 4 - 2 - 5 - Finish
19	SW	South	Stbd	Start - 2 - 4 - 5 - Finish
20	SW	South	Stbd	Start - 2 - 3 - 5 - Finish
21	SW	South	Stbd	Start - 2 - 3 - 5 - 6 - 2 - 6 - 5 - 6 - 2 - 3 - 5 - Finish
22	SW	South	Stbd	Start - 2 - R2 - 4 - 5 - Finish
23	SW	South	Stbd	Start - 2 - 3 - 5 - 6 - 2 - 6 - 5 - Finish
24	SW	South	Stbd	Start - 2 - 5 - 6 - 2 - 5 - Finish
25	SW	South	Stbd	Start - 2 - 4 - 5 - 6 - 2 - 5 - Finish
26	SW	South	Stbd	Start - 2 - R3 - 5 - Finish
27	West	South	Stbd	Start - Pink - 3 - 5 - Finish
28	West	South	Stbd	Start - Pink - 3 - 6 - 3 - 5 - Finish
29	West	South	Stbd	Start - Pink - R2 - 6 - R2 - 6 - 3 - 5 - Finish
30	West	South	Stbd	Start - Pink - 3 - 4 - 5 - 6 - 3 - 5 - 6 - 3 - 5 - Finish

APPENDIX C Tower Courses

APPENDIX C Tower Courses (cont.)

Num	Wind	Start Dir'n	Leave Marks to	Course
31	NW	North	Port	Start - 5 - 4 - 3 - 1 - Finish
32	NW	North	Port	Start - 5 - 4 - 2 - 6 - 4 - 6 - 5 - 4 - 1 - Finish
33	NW	North	Port	Start - 5 - 4 - 3 - 6 - 4 - 1 - Finish
34	NW	North	Port	Start - 5 - R3 - 1 - Finish
35	NW	North	Port	Start - 5 - 4 - 2 - Finish
36	North	North	Port	Start - 5 - 3 - 1 - 6 - 5 - 6 - 1 - Finish
37	North	North	Port	Start - 5 - 6 - 1 - Finish
38	North	North	Port	Start - 5 - 3 - 1 - 6 - 5 - 6 - 1 - 6 - 5 - 3 - 1 - Finish
39	North	North	Port	Start - 5 - 6 - 1 - 6 - 5 - 6 - 1 - 6 - 5 - 6 - 1 - Finish
40	North	North	Port	Start - 5 - 4 - R2 - 2 - 1 - Finish
41	North	North	Port	Start - 5 - 3 - 1 - Finish
42	North	North	Port	Start - 5 - R3 - R2 - 2 - Finish
43	North	North	Port	Start - 5 - 4 - 2 - 4 - 3 - Finish (in northerly direction)
44	North	North	Port	Start - 5 - 4 - 3 - 4 - 3 - Finish (in northerly direction)
45	NE	South	Port	Start - 2 - 6 - 3 - 2 - 6 - 2 - Finish
46	NE	South	Port	Start - 2 - 6 - 2 - 6 - 2 - 6 - 2 - Finish
47	NE	South	Port	Start - 2 - 5 - 6 - 2 - 5 - Finish
48	NE	North	Port	Start - 5 - 4 - R3 - 2 - Finish
49	NE	North	Port	Start - 5 - 4 - 2 - Finish
50	East	North	Port	Start - 5 - 4 - 6 - 5 - 4 - 3 - Finish (in northerly direction)
51	East	North	Port	Start - 5 - 4 - 3 - 6 - 5 - 4 - 3 - Finish (in northerly direction)
52	East	North	Port	Start - 5 - 3 - 5 - 3 - Finish (in northerly direction)
53	East	North	Port	Start - 5 - 4 - 3 - 6 - 3 - Finish (in northerly direction)
54	East	North	Port	Start - 5 - R3 - R2 - Finish (in northerly direction)
55	East	North	Port	Start - 5 - R2 - Finish (in northerly direction)
56	SE	North	Port	Start - 5 - 4 - 6 - 3 - 2 - 6 - 4 - Finish
57	SE	North	Port	Start - 5 - 4 - 6 - 4 - 6 - 4 - 6 - 4 - Finish
58	SE	North	Port	Start - 5 - 4 - 1 - 6 - 4 - 1 - Finish
59	SE	North	Port	Start - 5 - R2 - 1 - Finish
60	North	North	Port	Start - 5 - 2 - 1 - 6 - 4 - 1 - Finish
61	North	North	Port	Start - 4 - 2 - 4 - 1 - Finish
62	North	North	Port	Start - 5 - 4 - 2 - 4 - 2 - 1 - Finish

APPENDIX C Tower Courses

APPENDIX C Tower Courses (cont.)

Num	Wind	Start Dir'n	Leave Marks to	Course
63	North	North	Port	Start - 5 - 4 - 1 - 5 - 6 - 1 - Finish
64	North	North	Port	Start - 5 - 3 - 1 - 6 - 4 - 1 - Finish
65	North	North	Port	Start - 5 - R2 - 1 - 4 - 1 - Finish
66	North	North	Port	Start - 5 - 4 - R2 - 1 - Finish
67	North	North	Port	Start - 5 - R2 - 2 - 1 - 6 - 1 - Finish
68	North	North	Port	Start - 5 - R2 - 2 - 1 - 6 - 4 - 1 - Finish
69	North	North	Port	Start - 4 - R2 - 1 - 6 - 5 - 1 - Finish
70	North	North	Port	Start - 5 - 4 - 1 - Finish

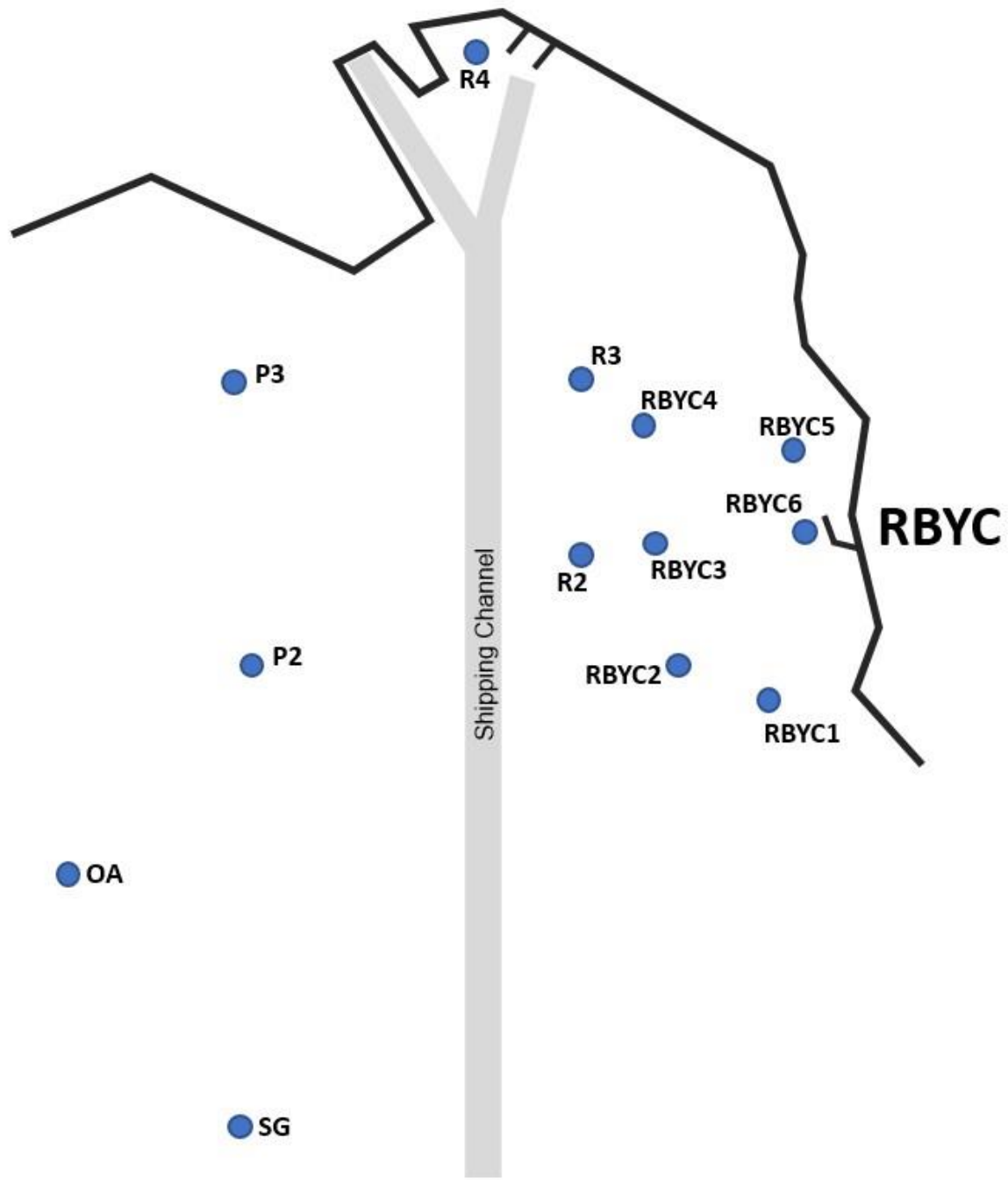
APPENDIX C Tower Courses

APPENDIX D Twilight Courses

Tower Start and Tower Finish. All courses use Fixed Marks.

Num	Wind	Start Dir'n	Leave Marks to	Course
80	S	South	Stbd	Start - 1 - 2 - R2 - 4 - 5 - Finish
81	S	South	Stbd	Start - 1 - 3 - 5 - Finish
82	SW	South	Stbd	Start - 2 - 4 - R3 - 5 - Finish
83	SW	South	Stbd	Start - 2 - 4 - 5 - Finish
84	W	North	Port	Start - 5 - 4 - R2 - 2 - 1 - Finish
85	W	North	Port	Start - 5 - 4 - 2 - Finish
86	NW	North	Port	Start - 4 - R3 - R2 - 2 - Finish
87	NW	North	Port	Start - 4 - 2 - Finish
88	N	North	Port	Start - 5 - 4 - R2 - 2 - 1 - Finish
89	N	North	Port	Start - 5 - 3 - 1 - Finish
90	NE	North	Port	Start - 5 - 4 - R3 - 2 - Finish
91	NE	North	Port	Start - 5 - 4 - 2 - Finish
92	E	North	Port	Start - 5 - 4 - R3 - R2 - 2 - Finish
93	E	North	Port	Start - 5 - 4 - R2 - Finish
94	SE	South	Stbd	Start - 1 - 2 - R2 - 4 - 5 - Finish
95	SE	South	Stbd	Start - 1 - 3 - 5 - Finish

APPENDIX E Racing Area (not for navigation)



APPENDIX F - Useful phone numbers

"Brighton Tower", "Brighton Base", "Harry T"	VHF 77
Water Police	VHF 16
Harbour Master	VHF 12
Royal Brighton Yacht Club	9592 3092
Water Police Williamstown	9399 7500
Melbourne Harbour Master	8347 8300
Phil Hall - GM	0437 454 998
Chad Humphrey - Sailing Office	0418 966 587
Peter Strain - Commodore	0418 530 385
Brett Heath - Club Captain	0434 359 050
Peter Austin - RO	0467 560 502
John Spencer - RO	0418 475 376
Murray Cowdell - RO	0419 361 546
Ron Clarke - RO	0409 148 633
Paul Pascoe - RO	0417 277 264
Australian Volunteer Coast Guard Sandringham	9598 7003
Bayside Police	8530 5100
Poisons Information	13 11 26
Brighton Medical Clinic 26 Carpenter St, Brighton	9592 0222